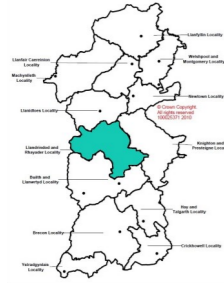


Review of Older People day time activities, Business Intelligence Insight: Llandrindod and Rhayader

The Community



- The current population of the locality is 12,506*¹ and the average age of people in the locality is 48 years (Powys average 45). Females make up 51% of the population of the area, and males 49%.



• 29.6% of the population are over 65 (Powys average is 25.3%), whilst people over 85 make up 4.1% of the population (Powys average is 3.4%). Overall the population is expected to increase by 4.4% (highest increase across Powys Localities) by 2036 (from 12,338 in 2013 to 12,866; Powys average is 1.4% increase)². In contrast, the over 85 population is expected to rise more steeply, with the population moving by 165% from 506 to 1,342 over the same period.

• Based on Dementia prevalence trends for Powys³ and population distributions, it is estimated that there are around 225 people with dementia in this locality and that this will rise to 261 and then 415 by 2020 and 2035 respectively

• 11.9% (644 people) of working residents are employed in Care/Leisure industry—higher than Powys average 10.1% (500 per locality)⁴.



• Lower than average travel time to an NHS Dentist (32 minutes, Powys Average 55 minutes) and GP surgery (39 minutes, Powys Average 50 minutes)⁵.

• 34% of residents in this locality feel satisfied with care for older people/the elderly (higher than the Powys average of 28%)⁶

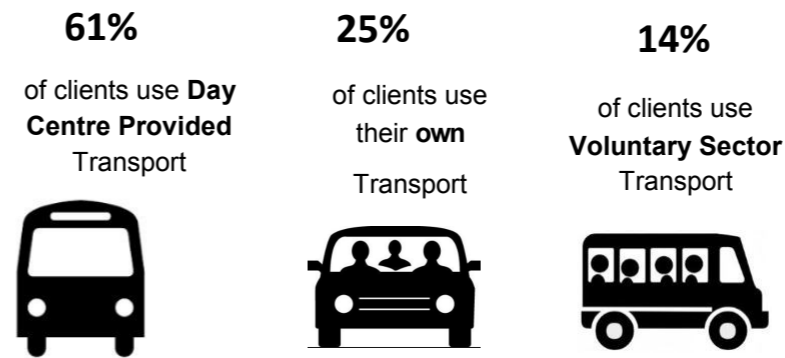
• 80% of residents feel satisfied that this locality is a place where people look out for and support each other (average for all Powys Localities = 81%)⁶

• 83% of residents in this locality say that they or a family member participate (either regularly or sometimes) in local community events and activities (average for all Powys Localities = 84%)⁶

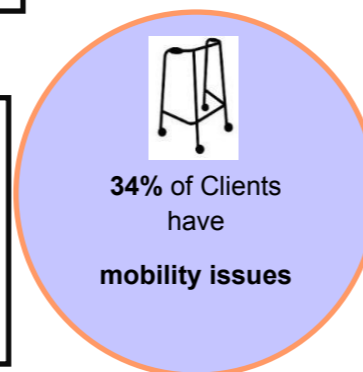
Day Care Client

- Arlais Day Centre is located within Llandrindod Wells town
- 44 clients were on the register (March 2016)
- 76% of clients are female
- Clients have an average age of 82 years

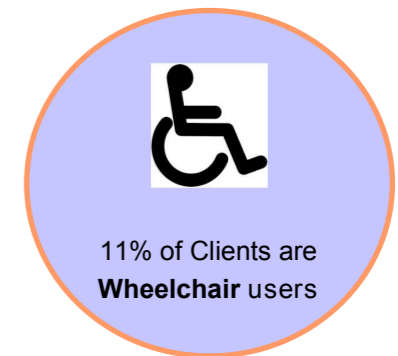
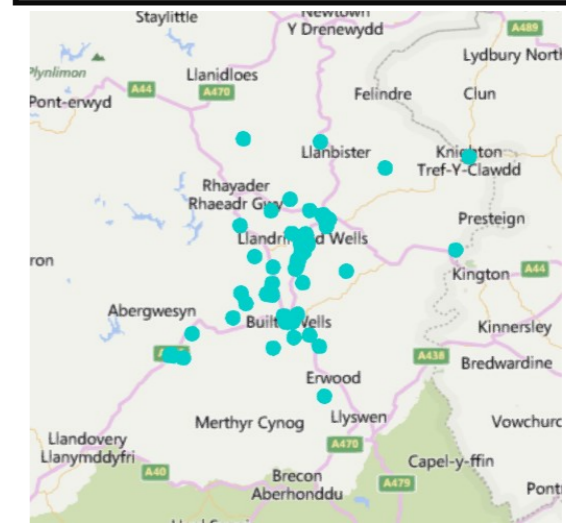
How do Clients Travel to PCC Day Centres?



Number of service users needing assistance with personal care	Number of service users needing assistance with feeding	Number of service users needing assistance to participate/interact
11	1	12



Where do Arlais visitors come from?



Map of Preventative Services for Adults and Older People

References

- 2014 Mid Year Population Estimates, ONS
- 2011 based population projections for Local Authorities in Wales, Welsh Government, 2013
- www.daffodilcymru.org.uk
- Annual Survey of Hours and Earnings (ASHE), ONS, 2011
- Welsh Index of Multiple Deprivation, 2011. PCC Research & information Unit Report RWIMD11/0212
- Powys County Council Residents Satisfaction Survey, 2015

© Crown copyright and database rights 2016 Ordnance Survey 100020371
 © Harland & Wilson a hawley group c/c/o 2016 ArcGIS Online 109026571
 Additional information © Powys County Council 2016 No additional copies should be made without the permission of the Council.
 Gwybodaeth ychwanegol © Dyngor Sir Powys 2016 Ni ddylid gweud unrwyngolau ychwanegol heb ganiatâd y Dyngor.

